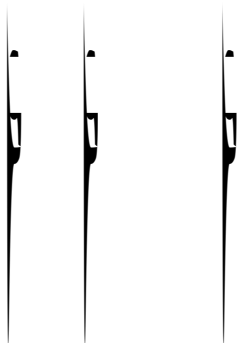



!"#\$%!"&





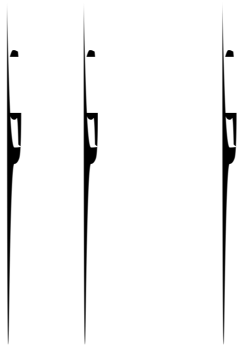
Social Development Focus

Select 2-3 social skills to organize your week around. Choose from the list of social skills below.

Students consider the effect of their behavior and decisions on others. Students consider the effect of their behavior and decisions on others.

Students send and get feedback on their work in a safe way.

Students take responsibility for their learning and behavior.



5 THINGS TO DO THIS WEEK

START THE DAY

INTEGRATE SOCIAL SKILLS THROUGHOUT

Students participating in a compliment circle. A

Have students greet one another

Have students close out their day by sharing with a partner one act of kindness they did or are planning to do that day!

TUESDAY

MORNING ACTIVITY

student, if using (see Teacher

Morning Circle

method you chose.

3. Morning activity

Greeting:

*Title IX Lesson:

2 Discuss the Topic

It will be the role of each of us in our community to stand up and speak out if we see a situation that is not fair or just. We can all make a difference.

What feelings do you have about it?

How does this situation affect the people in our community?

Discussion: Harassment

Ask students, "How do you feel about harassment?"

Introduce Definition: Harassment means "to tease, bother, or annoy someone." Explain to students that their school has a rule against harassment.



Make Any Decisions

Ask and briefly discuss:



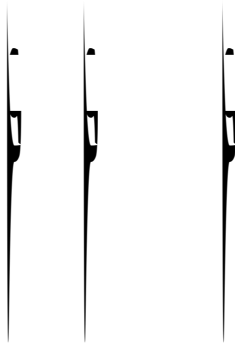
Let's practice what we can do and say if we are faced with unwanted touches and words from students and adults. Teach these

Discussion:

- If someone tells us to stop touching them anyway? (NC)

Why are you saying...

What would you do if you...



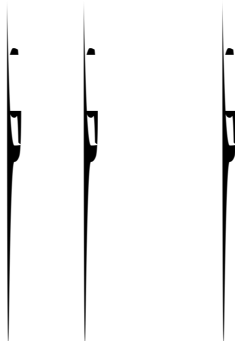
learned the students say. Use your notes to summarize what you heard.



AFTER THE MEETING

Provide follow-up support for any decisions the students made in the

parents about any relevant decisions made in the meeting.



MORNING ACTIVITY

MATERIALS

OBJECTIVE

Sorting Cards (need to

- Practice the social skills highlighted for the week

Greeting and Title IX Activity

Review the "Considerations for Designing a Morning Activity" section in the "Open Week: Create Your Own

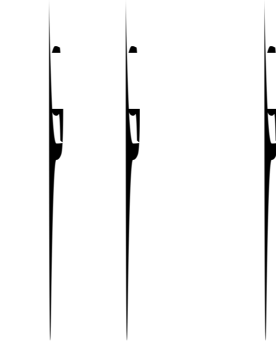
Greeting:

Have students participate in the greeting of we

Circle
Week"

ek in a circle

What teachers and students will complete
the first card will reveal to the



MORNING ACTIVITY

SPOTLIGHT STUDENT AND CLASS SHARING

Share as a Class: Invite the students to share about their lives, and encourage classmates to ask questions.

If there is not a Spotlight Student for this week, select another

Greeting:

Morning Activity:

MORNING ACTIVITY

MATERIALS:

PURPOSE:

Scenario Cards for the morning activity. The cards are available for the morning activity. The cards are available for the morning activity. The cards are available for the morning activity.

Creating and Title IV Acti

Creating "I love you" cards in the greeting of the week in a circle format (Compliment Circle).

Morning Activity: After the morning greeting is complete, have the class recite the three actions step that have been discussed throughout the week along with the sign of the cross.

The three steps are: